



Fitness, Relaxation and Fun

OASIS SWIM SPA RANGE



Find your nearest dealer at
oasisspas.com.au



WELCOME TO YOUR NEW LIFESTYLE

Our designs are created with you in mind, the luxury and quality of an Oasis Swim Spa will give you the satisfaction you deserve.

An Oasis Swim Spa provides you with multiple benefits! In the warmth of your new Oasis Swim Spa, you will not only experience relaxing hydrotherapy like no other; but with the addition of our patented 3-inch Turbo Swim Jets for optimal performance, you can either exercise against the powerful flow or just sit back, relax and sooth those tired muscles and aching joints.

Talk to our specialist Swim Spa dealers today about getting into an Oasis Swim Spa that's perfect for your lifestyle.

OASIS SPAS, ARE WORLD LEADERS IN SWIM SPA TECHNOLOGY. BACKED UP BY OUR CUSTOMER SERVICE, SUPPORT AND COMMITMENT.

Oasis Swim Spas are built by one of the world's largest international swim spa manufacturers whom distribute products in over 40 countries around the world. Our manufacturer is well respected globally for their quality and expertise. The support of such a major international manufacturer along with Oasis's drive, experience and ongoing research, enables Oasis to remain world leaders in swim spa technology. You can be assured that when you purchase an Oasis Swim Spa you are also receiving peace of mind.

The Oasis Spa Head Office in Australia provides both you and your Oasis Spa Retailer with professional help, advice and access to spare parts.

Oasis's Customer Support Plan provided by your Local Oasis Spa Retailer ensures advice, support and knowledge throughout the life of your spa.



**OASIS HAS GLOBAL STRENGTH
WITH A NETWORK OF 40 COUNTRIES
AROUND THE WORLD**



Pro Luxury Model Shown

AQUA LIFE 4.4

HYDRO	PRO LUXURY	PRO PREMIUM
4 Seats	4 Seats	4 Seats
SWIM JET PUMPS		
2 x 3hp	3 x 3hp	2 x 3.5hp + 1 x 3hp
JETS		
2 x Swim Jets	4 x Swim Jets	4 x Swim Jets
45 x Massage Jets	45 x Massage Jets	35 x Massage Jets
FILTRATION & SANITATION		
100sqft Filtration	100sqft Filtration	100sqft Filtration
1 x .5hp High Flow Filtration Pump	1 x .5hp High Flow Filtration Pump	1 x .5hp High Flow Filtration Pump
Ozone Mixing Chamber	Ozone Mixing Chamber	Ozone Mixing Chamber
CONTROLS		
Spa Tech C-III Touch Pad	Gecko YE5 K.1001 Touchscreen	Gecko YE5 K.806
3KW Stainless steel	3KW Stainless steel	3KW Stainless steel
		Adaptive Flow Control
FEATURES		
5-Layer Insulation	7-Layer Insulation	7-Layer Insulation
Heat Pump Ready	Heat Pump Ready	Heat Pump Ready
Large LED + Water-level Lights	3 x Roman Waterfalls	3 x Roman Waterfalls
Lockable Hard Cover	Large LED + Water-level Lights	Large LED + Water-level Lights
Back-Lit Controls	Back-Lit Controls	Back-Lit Controls
Swim Pole Base, Pole and Harness	Swim Pole Base, Pole and Harness	Swim Pole Base, Pole and Harness
Stand Up Massage Wall	Stand Up Massage Wall	-
Lockable Hard Cover	Lockable Hard Cover	Lockable Hard Cover
Hand Rails	Hand Rails	Hand Rails
Solid ABS Base	Solid ABS Base	Solid ABS Base
Minimum Power 25 Amp	Minimum Power 32 Amp	Minimum Power 32 Amp

DIMENSIONS: 4420mm x 2350mm x 1290mm **LITRES:** 6,100 **DRY WEIGHT:** 845kg **TOTAL WEIGHT:** 6,945kg



Pro Luxury Model Shown

EASY LIFE 4.4 EXTRA DEPTH

PRO LUXURY	PRO PREMIUM
4 Seats	4 Seats
SWIM JET PUMPS	
3 x 3hp	2 x 3.5hp + 1 x 3hp
JETS	
4 x Swim Jets	4 x Swim Jets
45 x Massage Jets	35 x Massage Jets
FILTRATION & SANITATION	
100sqft Filtration	100sqft Filtration
1 x .5hp High Flow Filtration Pump	1 x .5hp High Flow Filtration Pump
Ozone Mixing Chamber	Ozone Mixing Chamber
CONTROLS	
Gecko YE5 K.1001 Touchscreen	Gecko YE5 K.806
3KW Stainless steel	3KW Stainless steel
	Adaptive Flow Control
FEATURES	
7-Layer Insulation	7-Layer Insulation
Heat Pump Ready	Heat Pump Ready
3 x Roman Waterfalls	3 x Roman Waterfalls
Large LED + Water-level Lights	Large LED + Water-level Lights
Back-Lit Controls	Back-Lit Controls
Swim Pole Base, Pole and Harness	Swim Pole Base, Pole and Harness
Stand Up Massage Wall	-
Lockable Hard Cover	Lockable Hard Cover
Hand Rails	Hand Rails
Solid ABS Base	Solid ABS Base
Minimum Power 32 Amp	Minimum Power 32 Amp




OPTIONAL EXTRAS

- Steps
- Ultra Zone UV Sanitation
- WiFi (Pro Models Only)
- Bluetooth Stereo
- Heat Pump



DIMENSIONS: 4420m x 2350m x 1540mm **LITRES:** 6,783 **DRY WEIGHT:** 1,075kg **TOTAL WEIGHT:** 7,858kg



Pro Luxury Model Shown

AQUA LIFE 5.5

HYDRO	PRO LUXURY	PRO PREMIUM
4 Seats	4 Seats	4 Seats
SWIM JET PUMPS		
2 x 3hp	3 x 3hp	2 x 3.5hp + 1 x 3hp
JETS		
2 x Swim Jets	4 x Swim Jets	4 x Swim Jets
45 x Massage Jets	45 x Massage Jets	35 x Massage Jets
FILTRATION & SANITATION		
100sqft Filtration	100sqft Filtration	100sqft Filtration
1 x .5hp High Flow Filtration Pump	1 x .5hp High Flow Filtration Pump	1 x .5hp High Flow Filtration Pump
Ozone Mixing Chamber	Ozone Mixing Chamber	Ozone Mixing Chamber
CONTROLS		
Spa Tech C-III Touch Pad	Gecko YE5 K.1001 Touchscreen	Gecko YE5 K.806
3KW Stainless steel	3KW Stainless steel	3KW Stainless steel
		Adaptive Flow Control
FEATURES		
5-Layer Insulation	7-Layer Insulation	7-Layer Insulation
Heat Pump Ready	Heat Pump Ready	Heat Pump Ready
Large LED + Water-level Lights	3 x Roman Waterfalls	3 x Roman Waterfalls
Lockable Hard Cover	Large LED + Water-level Lights	Large LED + Water-level Lights
Back-Lit Controls	Back-Lit Controls	Back-Lit Controls
Swim Pole Base, Pole and Harness	Swim Pole Base, Pole and Harness	Swim Pole Base, Pole and Harness
Stand Up Massage Wall	Stand Up Massage Wall	-
Lockable Hard Cover	Lockable Hard Cover	Lockable Hard Cover
Hand Rails	Hand Rails	Hand Rails
Solid ABS Base	Solid ABS Base	Solid ABS Base
Minimum Power 25 Amp	Minimum Power 32 Amp	Minimum Power 32 Amp

DIMENSIONS: 5480m x 2350m x 1290mm **LITRES:** 6,900 **DRY WEIGHT:** 1,128kg **TOTAL WEIGHT:** 8,028kg



Pro Luxury Model Shown


EASY LIFE 5.5 EXTRA DEPTH

PRO LUXURY	PRO PREMIUM
4 Seats	4 Seats
SWIM JET PUMPS	
3 x 3hp	2 x 3.5hp + 1 x 3hp
JETS	
4 x Swim Jets	4 x Swim Jets
45 x Massage Jets	35 x Massage Jets
FILTRATION & SANITATION	
100sqft Filtration	100sqft Filtration
1 x .5hp High Flow Filtration Pump	1 x .5hp High Flow Filtration Pump
Ozone Mixing Chamber	Ozone Mixing Chamber
CONTROLS	
Gecko YE5 K.1001 Touchscreen	Gecko YE5 K.806
3KW Stainless steel	3KW Stainless steel
	Adaptive Flow Control
FEATURES	
7-Layer Insulation	7-Layer Insulation
Heat Pump Ready	Heat Pump Ready
3 x Roman Waterfalls	3 x Roman Waterfalls
Large LED + Water-level Lights	Large LED + Water-level Lights
Back-Lit Controls	Back-Lit Controls
Swim Pole Base, Pole and Harness	Swim Pole Base, Pole and Harness
Stand Up Massage Wall	-
Lockable Hard Cover	Lockable Hard Cover
Hand Rails	Hand Rails
Solid ABS Base	Solid ABS Base
Minimum Power 32 Amp	Minimum Power 32 Amp



OPTIONAL EXTRAS

- Steps
- Ultra Zone UV Sanitation
- WiFi (Pro Models Only)
- Bluetooth Stereo
- Heat Pump



DIMENSIONS: 5480m x 2350m x 1540mm **LITRES:** 9,223 **DRY WEIGHT:** 1,254kg **TOTAL WEIGHT:** 10,477kg



Pro Premium Model Shown

AQUA LIFE 6.0

HYDRO	PRO LUXURY	PRO PREMIUM
4 Seats	4 Seats	4 Seats
SWIM JET PUMPS		
2 x 3hp	3 x 3hp	2 x 3.5hp + 1 x 3hp
JETS		
2 x Swim Jets	4 x Swim Jets	4 x Swim Jets
45 x Massage Jets	45 x Massage Jets	35 x Massage Jets
FILTRATION & SANITATION		
100sqft Filtration	100sqft Filtration	100sqft Filtration
1 x .5hp High Flow Filtration Pump	1 x .5hp High Flow Filtration Pump	1 x .5hp High Flow Filtration Pump
Ozone Mixing Chamber	Ozone Mixing Chamber	Ozone Mixing Chamber
CONTROLS		
Spa Tech C-III Touch Pad	Gecko YE5 K.1001 Touchscreen	Gecko YE5 K.806
3KW Stainless steel	3KW Stainless steel	3KW Stainless steel
		Adaptive Flow Control
FEATURES		
5-Layer Insulation	7-Layer Insulation	7-Layer Insulation
Heat Pump Ready	Heat Pump Ready	Heat Pump Ready
Large LED + Water-level Lights	3 x Roman Waterfalls	3 x Roman Waterfalls
Lockable Hard Cover	Large LED + Water-level Lights	Large LED + Water-level Lights
Back-Lit Controls	Back-Lit Controls	Back-Lit Controls
Swim Pole Base, Pole and Harness	Swim Pole Base, Pole and Harness	Swim Pole Base, Pole and Harness
Stand Up Massage Wall	Stand Up Massage Wall	-
Lockable Hard Cover	Lockable Hard Cover	Lockable Hard Cover
Hand Rails	Hand Rails	Hand Rails
Solid ABS Base	Solid ABS Base	Solid ABS Base
Minimum Power 25 Amp	Minimum Power 32 Amp	Minimum Power 32 Amp

DIMENSIONS: 5900m x 2350m x 1290mm **LITRES:** 9,235 **DRY WEIGHT:** 1,192kg **TOTAL WEIGHT:** 10,427kg



Pro Premium Model Shown


EASY LIFE 6.0 EXTRA DEPTH

PRO LUXURY	PRO PREMIUM
4 Seats	4 Seats
SWIM JET PUMPS	
3 x 3hp	2 x 3.5hp + 1 x 3hp
JETS	
4 x Swim Jets	4 x Swim Jets
45 x Massage Jets	35 x Massage Jets
FILTRATION & SANITATION	
100sqft Filtration	100sqft Filtration
1 x .5hp High Flow Filtration Pump	1 x .5hp High Flow Filtration Pump
Ozone Mixing Chamber	Ozone Mixing Chamber
CONTROLS	
Gecko YE5 K.1001 Touchscreen	Gecko YE5 K.806
3KW Stainless steel	3KW Stainless steel
	Adaptive Flow Control
FEATURES	
7-Layer Insulation	7-Layer Insulation
Heat Pump Ready	Heat Pump Ready
3 x Roman Waterfalls	3 x Roman Waterfalls
Large LED + Water-level Lights	Large LED + Water-level Lights
Back-Lit Controls	Back-Lit Controls
Swim Pole Base, Pole and Harness	Swim Pole Base, Pole and Harness
Stand Up Massage Wall	-
Lockable Hard Cover	Lockable Hard Cover
Hand Rails	Hand Rails
Solid ABS Base	Solid ABS Base
Minimum Power 32 Amp	Minimum Power 32 Amp



OPTIONAL EXTRAS

- Steps
- Ultra Zone UV Sanitation
- WiFi (Pro Models Only)
- Bluetooth Stereo
- Heat Pump



DIMENSIONS: 5900m x 2350m x 1540mm **LITRES:** 9,975 **DRY WEIGHT:** 1,297kg **TOTAL WEIGHT:** 11,272kg



Pro Luxury Model Shown


AQUA LIFE 6.0 DUO

PRO LUXURY	PRO PREMIUM
4 Seats	4 Seats
SWIM JET PUMPS	
3 x 3hp (Swim End) 2 x 2hp (Spa End)	2 x 3.5hp + 1 x 3hp (Swim End) 2 x 2hp (Spa End)
JETS	
4 x Swim Jets	4 x Swim Jets
35 x Massage Jets	35 x Massage Jets
12 x Air Jets	12 x Air Jets
FILTRATION & SANITATION	
100sqft Filtration	100sqft Filtration
1 x .5hp High Flow Filtration Pump	1 x .5hp High Flow Filtration Pump
Ozone Mixing Chamber	Ozone Mixing Chamber
CONTROLS	
Gecko YE5 K.1001 Touchscreen	Gecko YE5 K.806
3KW Stainless steel	3KW Stainless steel
	Adaptive Flow Control
FEATURES	
7-Layer Insulation	7-Layer Insulation
Heat Pump Ready	Heat Pump Ready
3 x Roman Waterfalls	3 x Roman Waterfalls
Large LED + Water-level Lights	Large LED + Water-level Lights
Back-Lit Controls	Back-Lit Controls
Swim Pole Base, Pole and Harness	Swim Pole Base, Pole and Harness
Lockable Hard Cover	Lockable Hard Cover
Hand Rails	Hand Rails
Solid ABS Base	Solid ABS Base
Minimum Power 32 Amp (Swim End) Minimum Power 20 Amp (Spa End)	Minimum Power 32 Amp (Swim End) Minimum Power 20 Amp (Spa End)



OPTIONAL EXTRAS

- Steps
- Ultra Zone UV Sanitation
- WiFi
- Bluetooth Stereo
- Heat Pump



DIMENSIONS: 5900m x 2350m x 1290mm **LITRES:** 7,700 **DRY WEIGHT:** 1,236kg **TOTAL WEIGHT:** 8,936kg



Pro Luxury Model Shown

EASY LIFE 6.0 DUO EXTRA DEPTH

PRO LUXURY	PRO PREMIUM
4 Seats	4 Seats
SWIM JET PUMPS	
3 x 3hp (Swim End) 2 x 2hp (Spa End)	2 x 3.5hp + 1 x 3hp (Swim End) 2 x 2hp (Spa End)
JETS	
4 x Swim Jets	4 x Swim Jets
35 x Massage Jets	35 x Massage Jets
12 x Air Jets	12 x Air Jets
FILTRATION & SANITATION	
100sqft Filtration	100sqft Filtration
1 x .5hp High Flow Filtration Pump	1 x .5hp High Flow Filtration Pump
Ozone Mixing Chamber	Ozone Mixing Chamber
CONTROLS	
Gecko YE5 K.1001 Touchscreen	Gecko YE5 K.806
3KW Stainless steel	3KW Stainless steel
	Adaptive Flow Control
FEATURES	
7-Layer Insulation	7-Layer Insulation
Heat Pump Ready	Heat Pump Ready
3 x Roman Waterfalls	3 x Roman Waterfalls
Large LED + Water-level Lights	Large LED + Water-level Lights
Back-Lit Controls	Back-Lit Controls
Swim Pole Base, Pole and Harness	Swim Pole Base, Pole and Harness
Lockable Hard Cover	Lockable Hard Cover
Hand Rails	Hand Rails
Solid ABS Base	Solid ABS Base
Minimum Power 32 Amp (Swim End) Minimum Power 20 Amp (Spa End)	Minimum Power 32 Amp (Swim End) Minimum Power 20 Amp (Spa End)



OPTIONAL EXTRAS

Steps

Ultra Zone UV Sanitation

WiFi

Bluetooth Stereo

Heat Pump



DIMENSIONS: 5900m x 2350m x 1540mm **LITRES:** 9,300 **DRY WEIGHT:** 1,384kg **TOTAL WEIGHT:** 10,684kg



Pro Premium Model Shown


EASY LIFE 7.0 EXTRA DEPTH

PRO LUXURY	PRO PREMIUM
4 Seats	4 Seats
SWIM JET PUMPS	
3 x 3hp	2 x 3.5hp + 1 x 3hp
JETS	
4 x Swim Jets	4 x Swim Jets
45 x Massage Jets	35 x Massage Jets
FILTRATION & SANITATION	
100sqft Filtration	100sqft Filtration
1 x .5hp High Flow Filtration Pump	1 x .5hp High Flow Filtration Pump
Ozone Mixing Chamber	Ozone Mixing Chamber
CONTROLS	
Gecko YE5 K.1001 Touchscreen	Gecko YE5 K.806
3KW Stainless steel	3KW Stainless steel
	Adaptive Flow Control
FEATURES	
7-Layer Insulation	7-Layer Insulation
Heat Pump Ready	Heat Pump Ready
3 x Roman Waterfalls	3 x Roman Waterfalls
Large LED + Water-level Lights	Large LED + Water-level Lights
Back-Lit Controls	Back-Lit Controls
Swim Pole Base, Pole and Harness	Swim Pole Base, Pole and Harness
Stand Up Massage Wall	-
Lockable Hard Cover	Lockable Hard Cover
Hand Rails	Hand Rails
Solid ABS Base	Solid ABS Base
Minimum Power 32 Amp	Minimum Power 32 Amp



OPTIONAL EXTRAS

- Steps
- Ultra Zone UV Sanitation
- WiFi
- Bluetooth Stereo
- Heat Pump



DIMENSIONS: 7050 x 2350m x 1540mm **LITRES:** 12,230 **DRY WEIGHT:** 1530kg **TOTAL WEIGHT:** 13,760kg



Pro Premium Model Shown

EASY LIFE 7.0 DUO EXTRA DEPTH

PRO LUXURY	PRO PREMIUM
4 Seats	4 Seats
SWIM JET PUMPS	
3 x 3hp (Swim End) 2 x 2hp (Spa End)	2 x 3.5hp + 1 x 3hp (Swim End) 2 x 2hp (Spa End)
JETS	
4 x Swim Jets	4 x Swim Jets
35 x Massage Jets	35 x Massage Jets
12 x Air Jets	12 x Air Jets
FILTRATION & SANITATION	
100sqft Filtration	100sqft Filtration
1 x .5hp High Flow Filtration Pump	1 x .5hp High Flow Filtration Pump
Ozone Mixing Chamber	Ozone Mixing Chamber
CONTROLS	
Gecko YE5 K.1001 Touchscreen	Gecko YE5 K.806
3KW Stainless steel	3KW Stainless steel
	Adaptive Flow Control
FEATURES	
7-Layer Insulation	7-Layer Insulation
Heat Pump Ready	Heat Pump Ready
3 x Roman Waterfalls	3 x Roman Waterfalls
Large LED + Water-level Lights	Large LED + Water-level Lights
Back-Lit Controls	Back-Lit Controls
Swim Pole Base, Pole and Harness	Swim Pole Base, Pole and Harness
Lockable Hard Cover	Lockable Hard Cover
Hand Rails	Hand Rails
Solid ABS Base	Solid ABS Base
Minimum Power 32 Amp (Swim End) Minimum Power 20 Amp (Spa End)	Minimum Power 32 Amp (Swim End) Minimum Power 20 Amp (Spa End)



OPTIONAL EXTRAS


Steps

Ultra Zone UV Sanitation

WiFi

Bluetooth Stereo

Heat Pump



DIMENSIONS: 7050 x 2350m x 1540mm **LITRES:** 11,750 **DRY WEIGHT:** 1,656kg **TOTAL WEIGHT:** 13,406kg



Pro Premium Model Shown


EASY LIFE 8.0 DUO EXTRA DEPTH

PRO LUXURY	PRO PREMIUM
4 Seats	4 Seats
SWIM JET PUMPS	
3 x 3hp (Swim End) 2 x 2hp (Spa End)	2 x 3.5hp + 1 x 3hp (Swim End) 2 x 2hp (Spa End)
JETS	
4 x Swim Jets	4 x Swim Jets
35 x Massage Jets	35 x Massage Jets
12 x Air Jets	12 x Air Jets
FILTRATION & SANITATION	
100sqft Filtration	100sqft Filtration
1 x .5hp High Flow Filtration Pump	1 x .5hp High Flow Filtration Pump
Ozone Mixing Chamber	Ozone Mixing Chamber
CONTROLS	
Gecko YE5 K.1001 Touchscreen	Gecko YE5 K.806
3KW Stainless steel	3KW Stainless steel
	Adaptive Flow Control
FEATURES	
7-Layer Insulation	7-Layer Insulation
Heat Pump Ready	Heat Pump Ready
3 x Roman Waterfalls	3 x Roman Waterfalls
Large LED + Water-level Lights	Large LED + Water-level Lights
Back-Lit Controls	Back-Lit Controls
Swim Pole Base, Pole and Harness	Swim Pole Base, Pole and Harness
Lockable Hard Cover	Lockable Hard Cover
Hand Rails	Hand Rails
Solid ABS Base	Solid ABS Base
Minimum Power 32 Amp (Swim End) Minimum Power 20 Amp (Spa End)	Minimum Power 32 Amp (Swim End) Minimum Power 20 Amp (Spa End)



OPTIONAL EXTRAS

- Steps
- Ultra Zone UV Sanitation
- WiFi
- Bluetooth Stereo
- Heat Pump



DIMENSIONS: 7970 x 2350m x 1540mm **LITRES:** 14,000 **DRY WEIGHT:** 1,870kg **TOTAL WEIGHT:** 15,870kg



ACRYLIC AND CABINET COLOUR OPTIONS

In addition to Optix XL Acrylic's excellent gloss and colour retention, surfaces are naturally impervious to microbes. The non-porous nature of Aristech's acrylic defends against the penetration and subsequent growth of microorganisms on its surface. Oasis Spas are shielded against microbes, easy to clean and durable.



Sterling Marble



Ocean Wave



Midnight Opal



Slate Grey Cabinet



Mocha Cabinet



INDULGE IN THE ULTIMATE SWIMMING EXPERIENCE

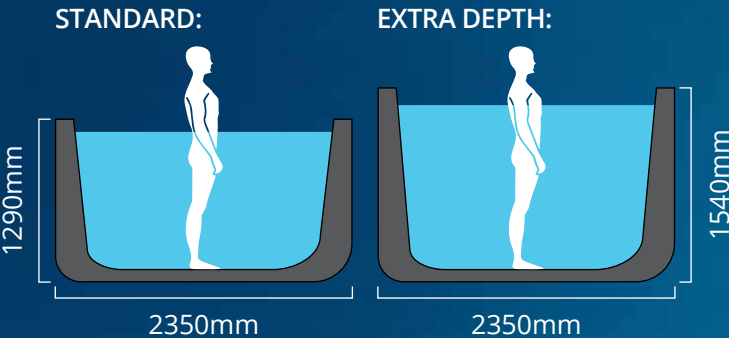
PATENTED TURBO SWIM JETS POSITIONED FOR MAXIMUM RESISTANCE

Oasis revolutionary patented 3 inch turbo swimming jets provide a powerful yet smooth resistance for an unparalleled swimming experience.

Correct jet positioning is crucial. Our swim jets target the shoulders and chest to create maximum resistance. Low or wide jets just waste water flow.

EXTRA DEEP SWIM AREA

Oasis Spas are proud to offer our Extra Depth option in all our swim spas. With 1540mm of depth, you can comfortably swim endlessly at your desired pace.



Person represents 5ft 10 in height

ADAPTIVE FLOW CONTROL AT YOUR FINGERTIPS

After years of development and testing, Oasis Swim Spas have introduced new patented swim jet technology to our entire Oasis Swim Spa range with the 3-inch Turbo Swim Jet.

Our Turbo Swim Jets have a smooth continuous flow, with the resistance required to provide an unparalleled swimming experience. Combined with our superior Japanese made inverter system offering 10 speed variants for differing swimming styles and abilities, Oasis Spas has created the best swim experience available.

Swimming on the spot is made possible due to resistance against a continuous strong and smooth water flow. To swim properly, you need powerful pumps and unrestricted swim jets. Precise swim jet positioning is also necessary so the water flow targets the body for maximum resistance.

Most swim spas use smaller round swim jets, which can be good for a targeted resistance but these create a harsh flow which reduces the swim experience. Others use wide blade jets which create a smoother effect; however these jets lack the power required for strong resistance.



* Available on the Pro Premium model only.

SWIM ALL YEAR ROUND AND SAVE UP TO 75% ON YOUR ELECTRICITY COSTS

Are you looking for the most energy efficient way of heating your spa? Compared to gas or electric heaters, an air sourced heat pump uses a small amount of energy to generate a large amount of heat output. This energy efficient alternative can save you up to 75% on heating costs.

Apart from heating your swim spa more efficiently in the cooler months, it also works to cool your water down to a more refreshing temperature in summer. Available from 5.99kW to 12.02kW we have a model to suit every Oasis swim spa.



GET CONNECTED WITH GECKO WIFI AND STEREO



IN.TOUCH WIFI*

The ultimate wireless controller for your Swim Spa. In.Touch allows you to access the functions and features of your Swim Spa, even if you are away from home. Notifications keep you informed on the status of your Swim Spa. Allowing you to control your Swim Spa from your phone or tablet.



IN.STREAM STEREO*

Streamed from your Swim Spa, your favorite music never sounded so good! Designed to deliver clean, crisp rich sound in the high-fidelity rendition expected by music lovers, in.stream features Class D amplifier technology to enhance your outdoor audio experience.



ULTRA ZONE SANITATION UPGRADE

Ultra Zone combines Ozone generation with UV-C sterilisation. A powerful oxidiser inactivating bacteria, burning off unwanted organic matter, leaving your Swim Spa water safe and clean whilst reducing your normal sanitiser usage by up to 70%.

**Pro Luxury and Pro Premium models only*

FEATURES AND BENEFITS

INSULATION SYSTEM

- High density 25mm thick insulation on shell
- Insulated cladding plus insulation layer on sides of cabinet
- Wrap-around ABS base plus insulation at ground level
- Insulated lockable hardcover to further keep heat in

HEAT PUMP/GAS HEATER READY

- All plumbing and connections in place
- Just connect a heat pump to the plumbing and start saving up to 75%
- Integrated heat pump technology - Control your heat pump with your spa touch pad*

GECKO CONTROL SYSTEM*

- Full color interface
- Select and activate maintenance reminders
- Menu-driven interface to set, configure and control all spa functions
- Seamless integration with connected accessories like In.Touch and In.Stream.

FEATURES

- Swim Pole System*
- Exercise Band*
- Stainless Steel Jet Trims
- Hand Rail
- LED Lighting & Backlit Controls*
- Easy Care Ozone System

PREMIUM COMPONENTS

- Premium "Gecko" equipment*
- Larger stainless steel heaters for long life and quicker heat up times*
- Touch screen color display on Pro and Elite models is simple to learn and use

THICKEST SHELL ON THE MARKET

- 8-10mm thick fiberglass shell with American made Lucite/Aristech acrylic surface
- 6 layer laminated construction for strength
- Shell strength is especially important in swim spas as the water alone will weigh 6-10 tonnes

* Pro Luxury and Pro Premium models only.





FEATURES AND BENEFITS

WRAP AROUND ABS BASE

- A wrap-around ABS base seals the spa to keep out cold air and pests
- The ABS base also keeps the frame away from the weather
- This base allows us to insulate the spa at ground level to stop heat loss through the base

SUPER TOUGH CONSTRUCTION

- Super strong galvanised steel frame
- Engineered to support the sides of the spa and every seat to stop stress and flex on the shell
- All welds treated with multi-stage “cold gal” protection

PREMIUM BEARING-LESS SPA JETS

- The spa jets spin on a floating stainless steel shaft, means no bearings to clog or fail
- Tough PVC and stainless steel construction for long life and resistance to chemicals
- Easy to remove - just screw them out
- Our jets are self cleaning - so they don't need maintenance and will never stop spinning

CABINET

- Made from UV protected synthetic timber
- No sanding or oiling required
- Just spray the cabinet with a hose if it's dirty

EASY CARE TECHNOLOGY

- Water maintenance is simple with our handy after-spa clean up cycle*
- Stainless steel heater element
- Control your spa from anywhere with our Wi-Fi and stereo option

OZONE WITH BOOST CHAMBER

- Automatically kills germs and breaks down body oils for reduced chemical usage
- Patented mixing chamber maximises ozone efficiency and protects you and your spa

FILTRATION

- Huge 100 square foot, 2 cartridge filtration system maximises filtration and water clarity
- Our larger filter system also means you won't need to clean your filters as often
- Our anti-microbial filter system means less chemical is needed

* Pro Luxury and Pro Premium models only.





COMBINING MASSAGE FOR THE COMPLETE EXPERIENCE

The best part about owning a swim spa, is the combination of both swimming and relaxation. Creating the perfect massage is what Oasis do best. Through years of rigorous flow testing, using various pump and jet combinations, Oasis have combined the ultimate configurations to ensure that you receive an optimised massage experience in every Oasis Spa.

- * Broad stream jets for a smoother, more enjoyable massage.
- * Every seat offers a different massage experience.
- * Jets targeted to specific muscle groups for maximum benefit.
- * Neck therapy to relieve neck and shoulder tension.
- * Recliner lounges with up to 16 jets for a full body massage.





FIND US ON



www.oasis spas.com.au

All specifications relating to products included in this catalogue are true and correct at time of printing.
Some specifications of the advertised products are subject to change without notice.